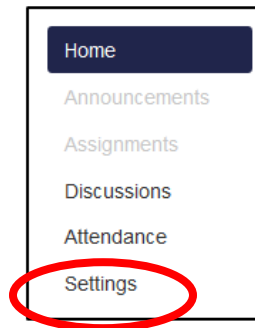
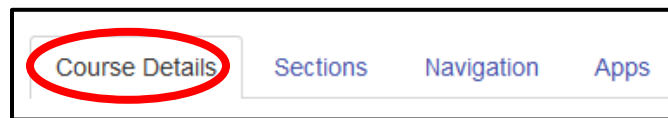


## Canvas: Enabling Course Self-enrollment

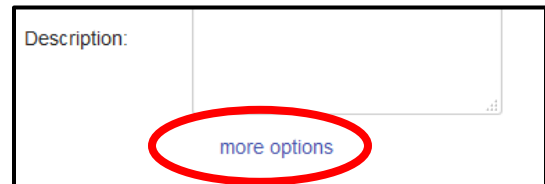
- In Course Navigation, click **Settings**.



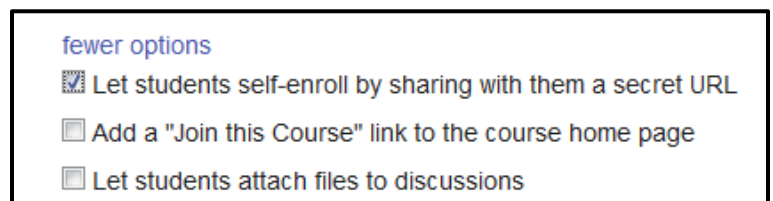
- Click **Course Details**.



- At the bottom of the page, click **More Options**.



- Check the **Let students self-enroll by sharing with them a secret URL** box.
- If you want to add an enrollment link on the course home page, check the **Add a "Join this Course" link to the course home page** box.



- Click **Update Course Details**.



- Share the URL with those needing to enroll in the course.

This course has enabled open enrollment. Students can self-enroll in the course once you share with them this URL: <https://paulding.instructure.com/enroll/T7LLXE> [fewer options](#)